

1


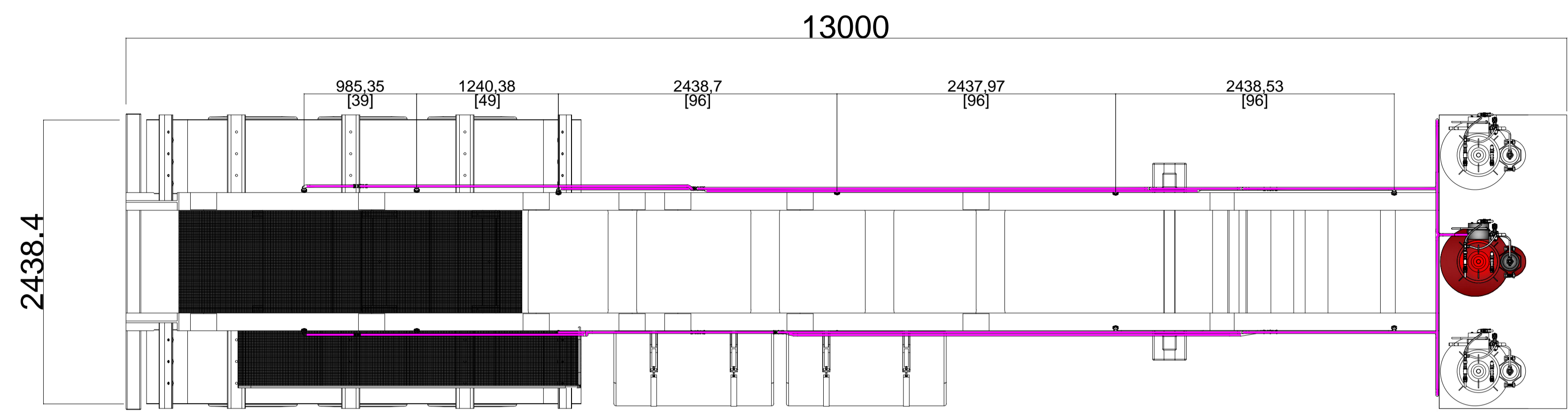
2

3

4

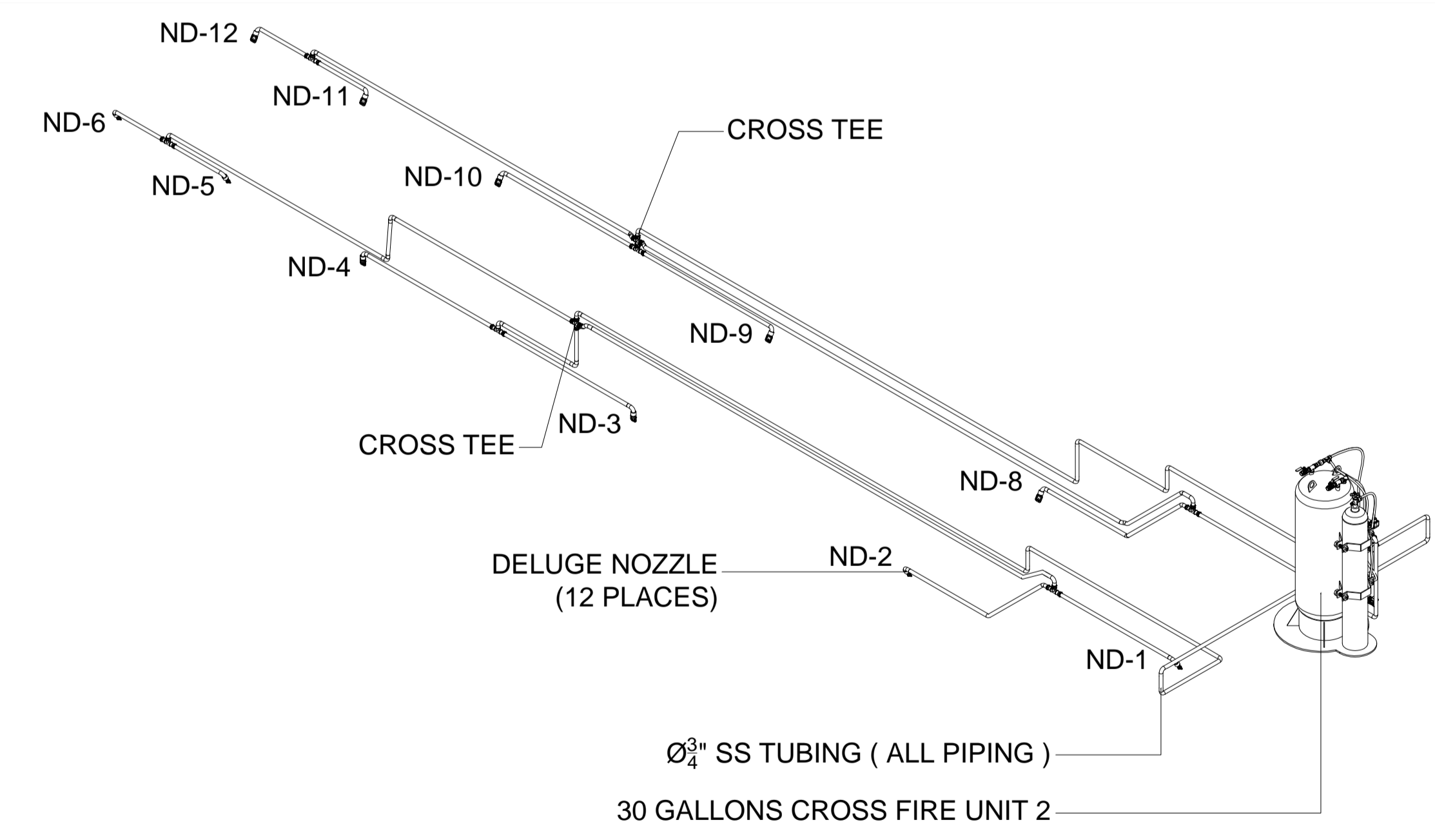
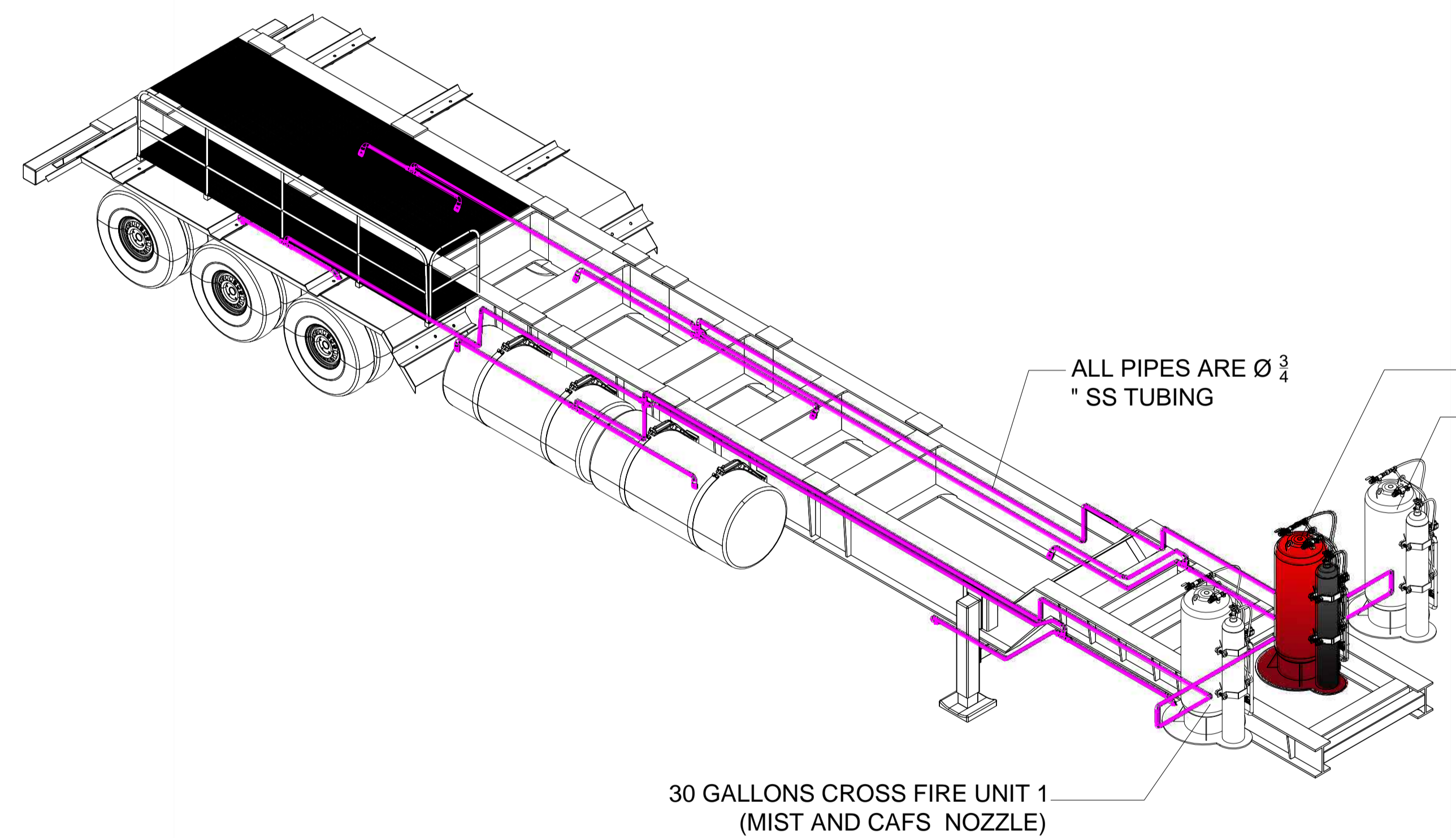
D

D



C

C



B

B

A

A

NOTICE: This detailed comprehensive drawing has been made as a record for your files and is the sole and exclusive property of ACAF SYSTEMS Inc., having been made to a design conceived at said Co. and is not to be reproduced, nor any part or portion thereof, nor any information obtained there from, to be made use of or disclosed in any manner whatsoever.

UNLESS OTHERWISE SPECIFIED ALL DIMENSIONS ARE IN INCHES.  
 FRACTIONAL ± 1/32" (±.8 mm)  
 2 DECIMAL PLACES ±.01" (±.3 mm)  
 3 DECIMAL PLACES ±.005" (±.13 mm)  
 4 DECIMAL PLACES ±.0005" (±.013 mm)  
 ANGLE ± 30 MIN.  
 UNLESS OTHERWISE SPECIFIED ALL MACHINED SURFACES TO BE 63√ OR BETTER. REMOVE ALL UNNECESSARY SHARP EDGES.



**ACAF SYSTEMS, Inc.**  
 4 GRAFTON STREET, COVENTRY RI, 02816  
 Tel. (401)828-9787 Fax. (401)828-9788

|                 |                    |                           |                    |
|-----------------|--------------------|---------------------------|--------------------|
| DRAWN BY<br>LER | DATE<br>09/09/2019 | DESIGNED BY<br>DBM        | DATE<br>09/09/2019 |
| CHK.<br>--      | DATE<br>--         | DWG UNITS:<br>MM / INCHES |                    |

TITLE:  
**PROPOSED 30 GALLONS CROSSFIRE CAFS  
 FRACK TRUCK TRAILER SPILL**

|                  |                      |              |
|------------------|----------------------|--------------|
| SCALE:<br>NTS    | DRAWING NO.:         | C.A.D. REV.: |
| SHEET:<br>1 OF 1 | <b>CAFS FT101-02</b> | <b>0</b>     |

1

2

3

4